



# Kelsey School Division Consultation

Friday, February 05, 2021



**88**

**Total Responses**

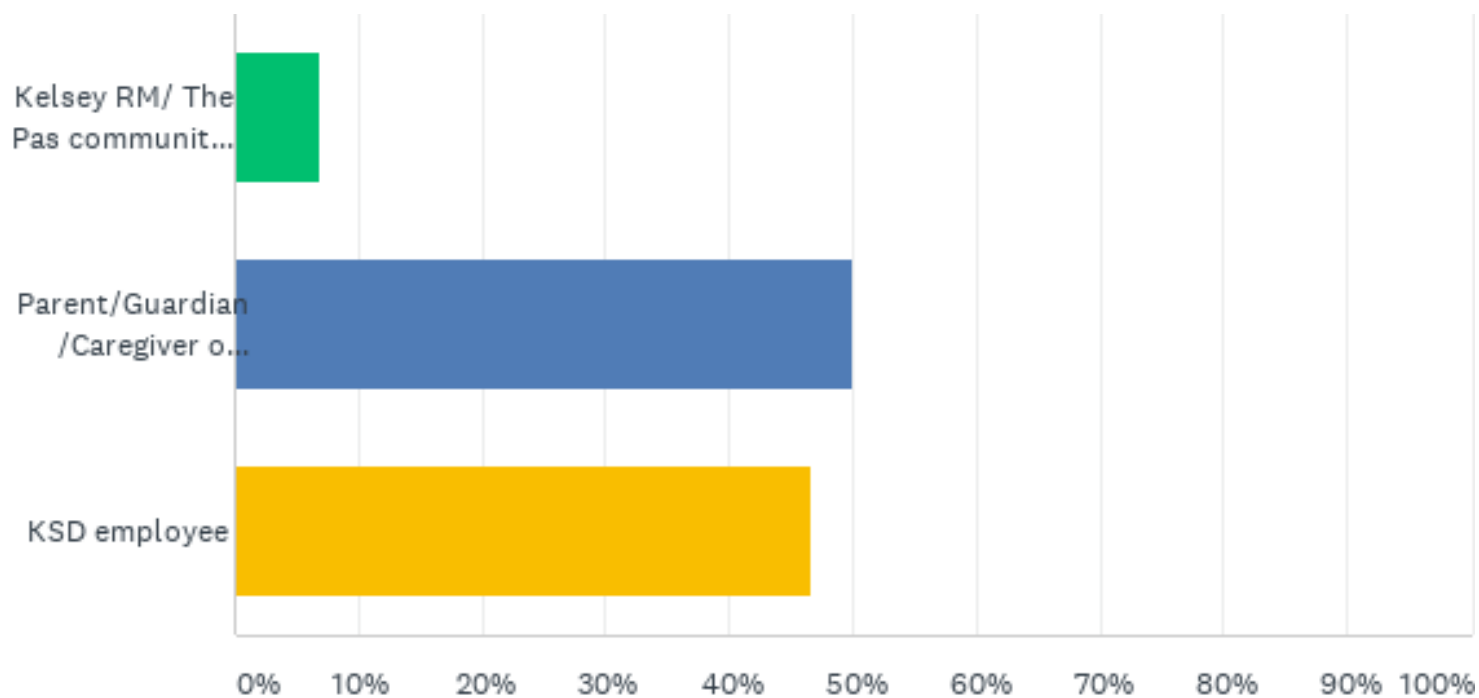
Date Created: Tuesday, January 19, 2021

Complete Responses: 88

---

## Q1: Select one

Answered: 88 Skipped: 0



## Q1: Select one

---

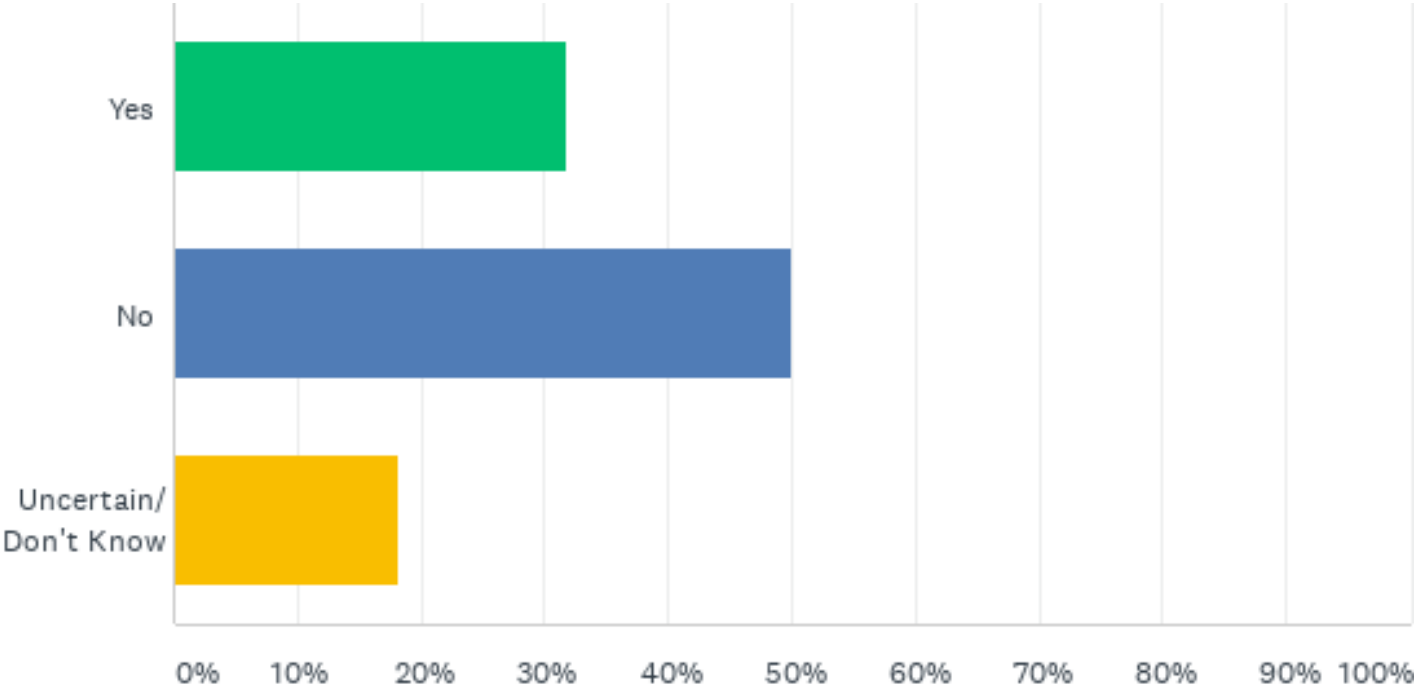
Answered: 88 Skipped: 0

ANSWER CHOICES	RESPONSES	
Kelsey RM/ The Pas community member	6.82%	6
Parent/Guardian/Caregiver of a KSD student	50.00%	44
KSD employee	46.59%	41
Total Respondents: 88		

---

### Q3: Do you feel adequate resources are being provided to address important educational priorities within our community?

Answered: 88 Skipped: 0



### Q3: Do you feel adequate resources are being provided to address important educational priorities within our community?

---

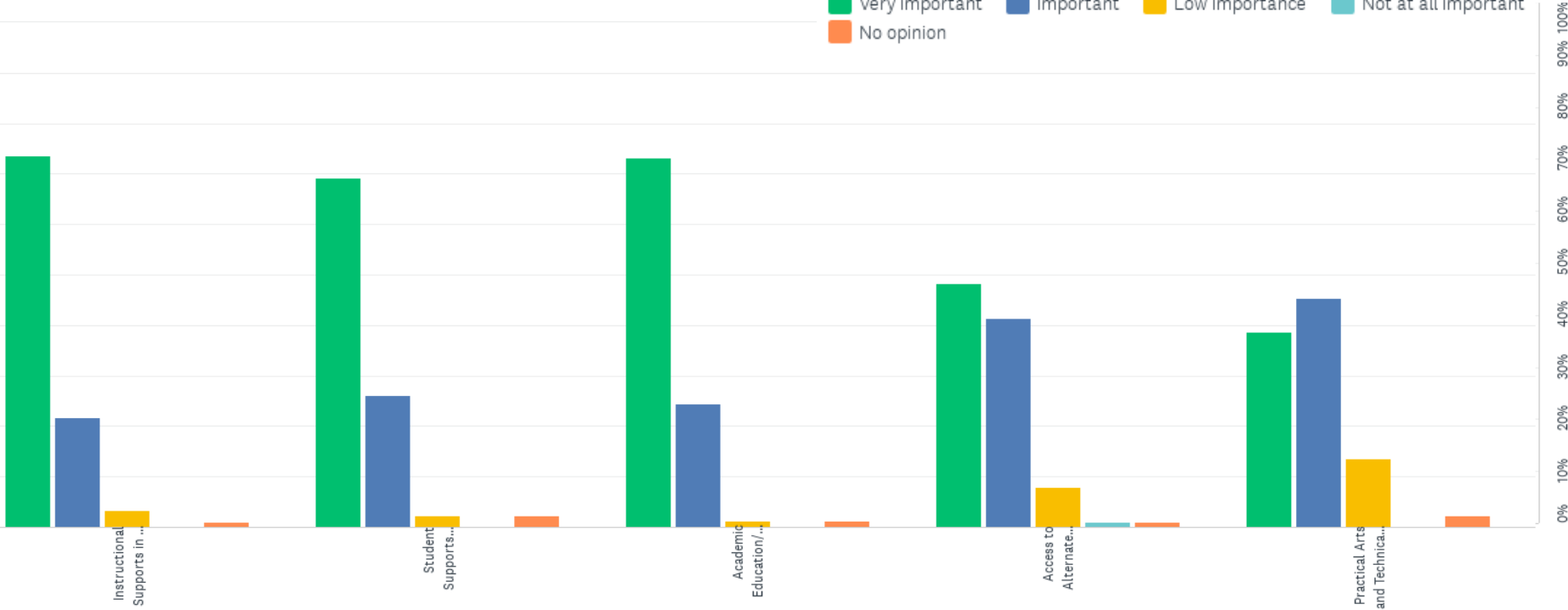
Answered: 88 Skipped: 0

ANSWER CHOICES	RESPONSES	
Yes	31.82%	28
No	50.00%	44
Uncertain/ Don't Know	18.18%	16
<b>TOTAL</b>		<b>88</b>

**Q6: One of the biggest challenges for any school division is managing the competing priorities with limited funding at the Board’s discretion. Please prioritize the importance of each area from the list provided.**

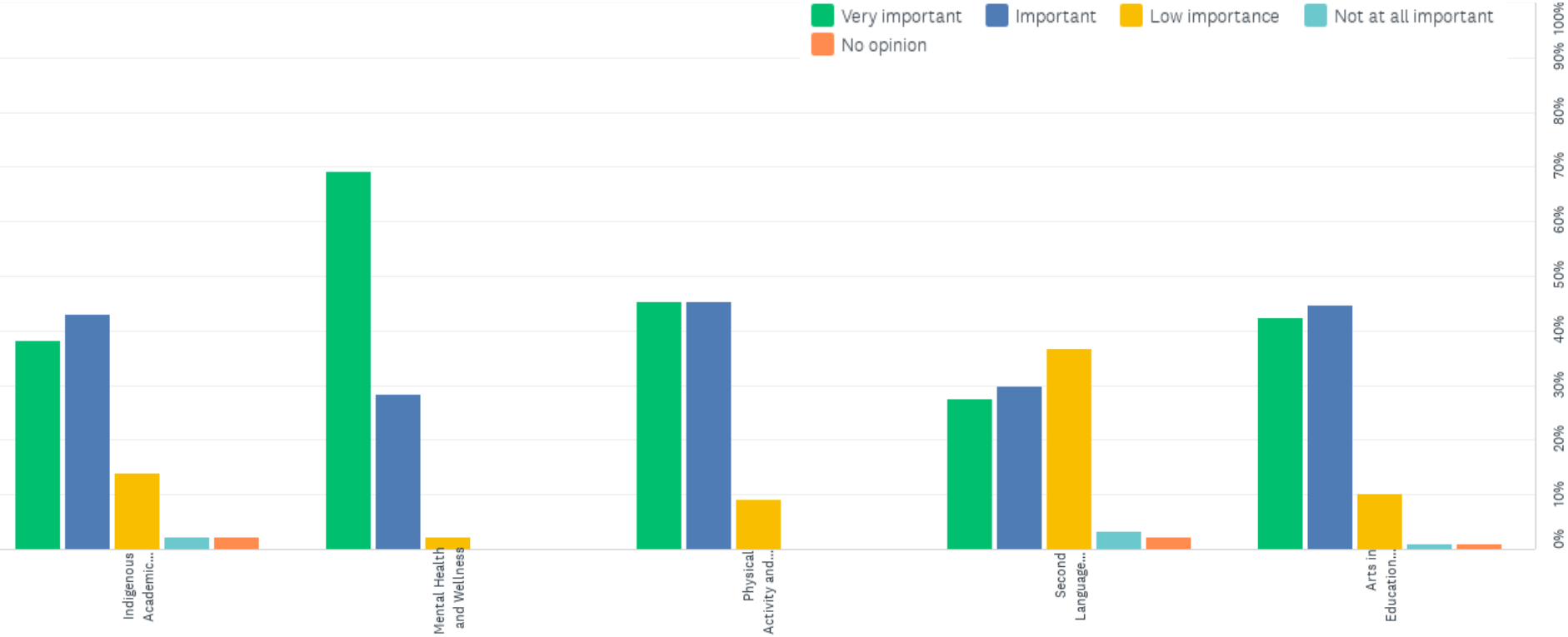
1) Instructional Supports in the classroom – 2) Student Supports Services (resource services, psychologist, OT, speech, etc.) – 3) Academic Education/ Instruction – 4) Access to Alternate Education/ Programming options to meet the needs of students – 5) Practical Arts and Technical Vocational programming

Very important    Important    Low importance    Not at all important  
 No opinion



**Q6: One of the biggest challenges for any school division is managing the competing priorities with limited funding at the Board's discretion. Please prioritize the importance of each area from the list provided.**

6) Indigenous Academics – 7) Mental Health and Well Being – 8) Physical Activity and Sports – 9) Second Language Education – 10) Arts in Education





**Q6: One of the biggest challenges for any school division is managing the competing priorities with limited funding at the Board's discretion. Please prioritize the importance of each area from the list provided.**

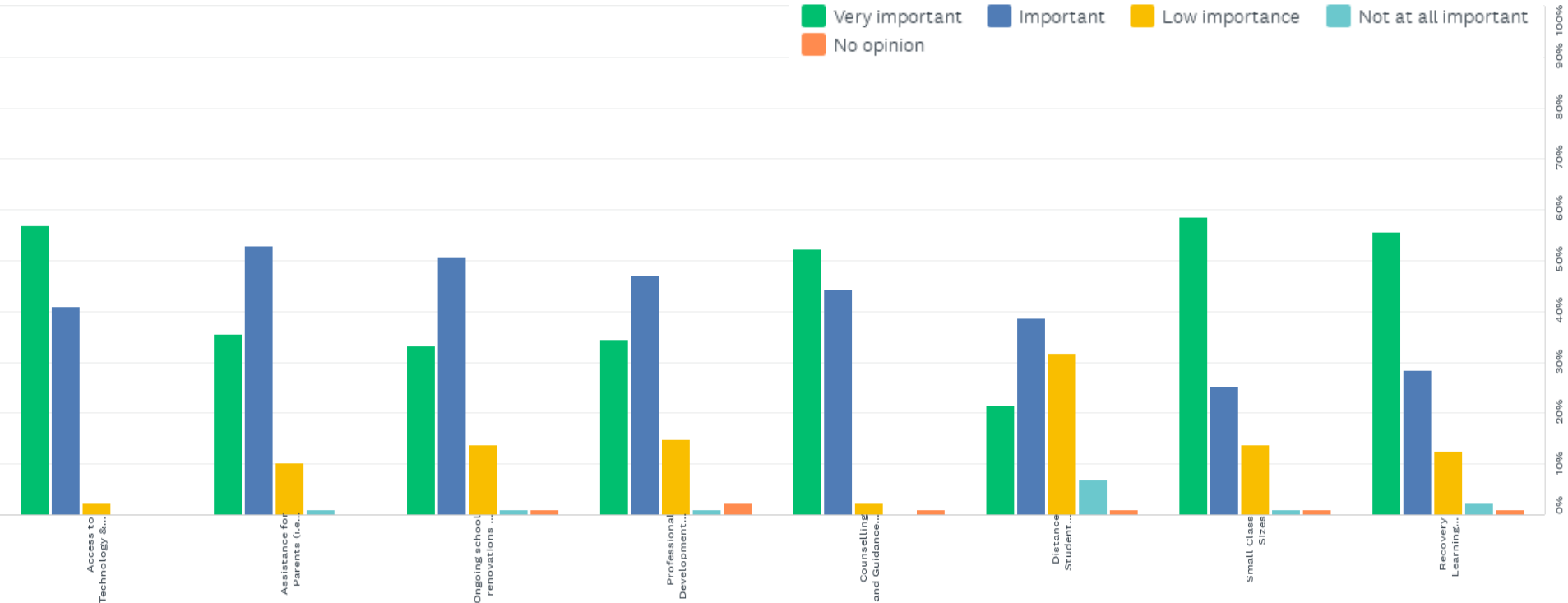
	VERY IMPORTANT	IMPORTANT	LOW IMPORTANCE	NOT AT ALL IMPORTANT	NO OPINION	TOTAL	WEIGHTED AVERAGE
Instructional Supports in the classroom	73.56% 64	21.84% 19	3.45% 3	0.00% 0	1.15% 1	87	3.67
Student Supports Services (resource services, psychologist, OT, speech, etc.)	69.32% 61	26.14% 23	2.27% 2	0.00% 0	2.27% 2	88	3.60
Academic Education/ Instruction	73.26% 63	24.42% 21	1.16% 1	0.00% 0	1.16% 1	86	3.69
Access to Alternate Education/ Programming options to meet the needs of students	48.28% 42	41.38% 36	8.05% 7	1.15% 1	1.15% 1	87	3.34
Practical Arts and Technical Vocational programming	38.64% 34	45.45% 40	13.64% 12	0.00% 0	2.27% 2	88	3.18
Indigenous Academic Achievement	38.37% 33	43.02% 37	13.95% 12	2.33% 2	2.33% 2	86	3.13
Mental Health and Wellness	69.32% 61	28.41% 25	2.27% 2	0.00% 0	0.00% 0	88	3.67
Physical Activity and Sports	45.35% 39	45.35% 39	9.30% 8	0.00% 0	0.00% 0	86	3.36
Second Language Program and Services	27.59% 24	29.89% 26	36.78% 32	3.45% 3	2.30% 2	87	2.77
Arts in Education (music, visual arts and performing arts)	42.53% 37	44.83% 39	10.34% 9	1.15% 1	1.15% 1	87	3.26

**RANKING**

- Academic Education/ Instruction **3.69**
- Mental Health and Well Being **3.67**
- Instructional Supports in the classroom **3.67**
- Student Supports Services (resource services, psychologist, OT, speech, etc.) **3.60**
- Physical Activity and Sports **3.36**
- Access to Alternate Education/ Programming options to meet the needs of students **3.34**
- Arts in Education **3.26**
- Practical Arts and Technical Vocational programming **3.18**
- Indigenous Academics **3.13**
- Second Language Education **2.77**

## Q7: What supports have an indirect effect on students or help support students outside of the classroom? Please prioritize the importance of each area from the list provided.

- 1) Access to Technology and Innovation – 2) Assistance for Parents – 3) School renovations and maintenance – 4) Professional Development – 5) Counselling and Guidance Services – 6) Distance Student Resources/ E-Learning – 7) Small class sizes – 8) Recovery Learning



## Q7: What supports have an indirect effect on students or help support students outside of the classroom? Please prioritize the importance of each area from the list provided.

	VERY IMPORTANT	IMPORTANT	LOW IMPORTANCE	NOT AT ALL IMPORTANT	NO OPINION	TOTAL	WEIGHTED AVERAGE
Access to Technology & Innovation	56.82% 50	40.91% 36	2.27% 2	0.00% 0	0.00% 0	88	3.55
Assistance for Parents (i.e. family liaison, youth workers, translators, breakfast programs)	35.63% 31	52.87% 46	10.34% 9	1.15% 1	0.00% 0	87	3.23
Ongoing school renovations and maintenance (to meet safety & educational needs)	33.33% 29	50.57% 44	13.79% 12	1.15% 1	1.15% 1	87	3.14
Professional Development (for teachers and non-teachers)	34.48% 30	47.13% 41	14.94% 13	1.15% 1	2.30% 2	87	3.10
Counselling and Guidance Services	52.27% 46	44.32% 39	2.27% 2	0.00% 0	1.14% 1	88	3.47
Distance Student Resources/ E-learning Opportunities	21.59% 19	38.64% 34	31.82% 28	6.82% 6	1.14% 1	88	2.73
Small Class Sizes	58.62% 51	25.29% 22	13.79% 12	1.15% 1	1.15% 1	87	3.39
Recovery Learning (COVID-19 Impact)	55.68% 49	28.41% 25	12.50% 11	2.27% 2	1.14% 1	88	3.35

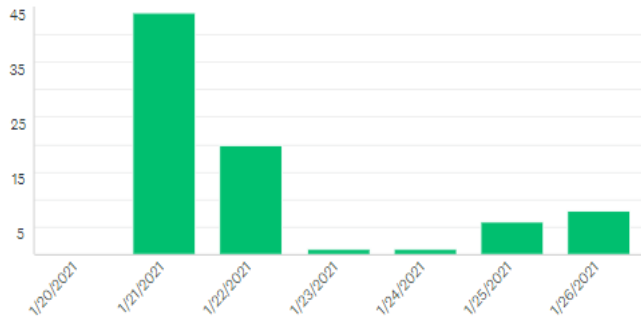
### RANKING

- Access to Technology and Innovation **3.55**
- Counselling and Guidance Services **3.47**
- Small class sizes **3.39**
- Recovery Learning **3.35**
- Assistance for Parents **3.23**
- School renovations and maintenance **3.14**
- Professional Development **3.10**
- Distance Student Resources/ E-Learning **2.73**

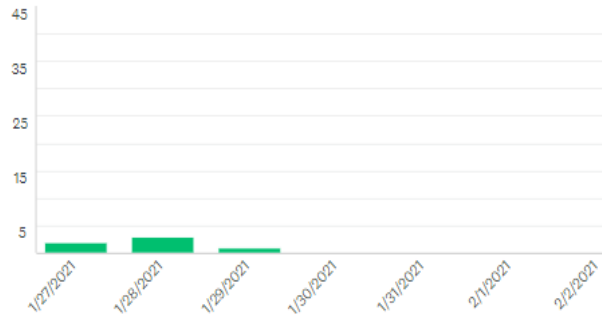
# Responses by day

Charts show responses received each day

First: 1/21/2021 Zoom: 1/20/2021 to 1/26/2021



First: 1/21/2021 Zoom: 1/27/2021 to 2/2/2021



First: 1/21/2021 Zoom: 1/30/2021 to 2/5/2021

